

MONTHLY REPORT OF DISBURSEMENTS
For the month of November 2023


Department : Department of Labor and Employment (DOLE)
Agency/Entity : Professional Regulation Commission
Operating Unit : Regional Office - X
Organization Code (UACS) : 16 008 0300010
Fund Cluster : 01 - Regular Agency Fund


Particulars	Current Year Budget					Prior Year's Budget											Trust Liabilities				Grand Total					Remarks		
	PS	MOOE	FinEx	CO	TOTAL	Prior Year's Accounts Payable					Current Year's Accounts Payable					SUB-TOTAL	TOTAL	PS	MOOE	CO	TOTAL	PS	MOOE	FinEx	CO		TOTAL	
						PS	MOOE	FinEx	CO	Sub-Total	PS	MOOE	FinEx	CO	Sub-Total													PS
1	2	3	4	5	6=(2+3+4+5)	7	8	9	10	11=(7+8+9+10)	12	13	14	15	16=(12+13+14+15)	17=(11+16)	18=(6+17)	19	20	21	22=(19+20+21)	23	24	25	26	27=(23+24+25+26)	28	
CASH DISBURSEMENTS	4,709,917.59	3,346,832.96	0.00	0.00	8,056,750.55	0.00	0.00	0.00	0.00	0.00	0.00	4,790.92	0.00	0.00	4,790.92	4,790.92	8,061,541.47	0.00	0.00	0.00	0.00	4,709,917.59	3,351,623.88	0.00	0.00	8,061,541.47		
Notice of Cash Allocation (NCA)	4,662,917.59	2,923,956.96	0.00	0.00	7,586,874.55	0.00	0.00	0.00	0.00	0.00	0.00	4,790.92	0.00	0.00	4,790.92	4,790.92	7,591,665.47	0.00	0.00	0.00	0.00	4,662,917.59	2,928,747.88	0.00	0.00	7,591,665.47		
MDS Checks Issued	7,806.08	1,620,817.49	0.00	0.00	1,628,623.57	0.00	0.00	0.00	0.00	0.00	0.00	0.00	0.00	0.00	0.00	0.00	1,628,623.57	0.00	0.00	0.00	0.00	7,806.08	1,620,817.49	0.00	0.00	1,628,623.57		
Advice to Debit Account	4,655,111.51	1,303,139.47	0.00	0.00	5,958,250.98	0.00	0.00	0.00	0.00	0.00	0.00	4,790.92	0.00	0.00	4,790.92	4,790.92	5,963,041.90	0.00	0.00	0.00	0.00	4,655,111.51	1,307,930.39	0.00	0.00	5,963,041.90		
Notice of Transfer Allocations (NTA)	47,000.00	422,876.00	0.00	0.00	469,876.00	0.00	0.00	0.00	0.00	0.00	0.00	0.00	0.00	0.00	0.00	0.00	469,876.00	0.00	0.00	0.00	0.00	47,000.00	422,876.00	0.00	0.00	469,876.00		
MDS Checks Issued	0.00	0.00	0.00	0.00	0.00	0.00	0.00	0.00	0.00	0.00	0.00	0.00	0.00	0.00	0.00	0.00	0.00	0.00	0.00	0.00	0.00	0.00	0.00	0.00	0.00	0.00	0.00	
Advice to Debit Account	47,000.00	422,876.00	0.00	0.00	469,876.00	0.00	0.00	0.00	0.00	0.00	0.00	0.00	0.00	0.00	0.00	0.00	469,876.00	0.00	0.00	0.00	0.00	47,000.00	422,876.00	0.00	0.00	469,876.00		
Working Fund for FAPs	0.00	0.00	0.00	0.00	0.00	0.00	0.00	0.00	0.00	0.00	0.00	0.00	0.00	0.00	0.00	0.00	0.00	0.00	0.00	0.00	0.00	0.00	0.00	0.00	0.00	0.00	0.00	
Cash Disbursement Ceiling (CDC)	0.00	0.00	0.00	0.00	0.00	0.00	0.00	0.00	0.00	0.00	0.00	0.00	0.00	0.00	0.00	0.00	0.00	0.00	0.00	0.00	0.00	0.00	0.00	0.00	0.00	0.00	0.00	
TOTAL CASH DISBURSEMENTS	4,709,917.59	3,346,832.96	0.00	0.00	8,056,750.55	0.00	0.00	0.00	0.00	0.00	0.00	4,790.92	0.00	0.00	4,790.92	4,790.92	8,061,541.47	0.00	0.00	0.00	0.00	4,709,917.59	3,351,623.88	0.00	0.00	8,061,541.47		
NON-CASH DISBURSEMENTS	421,961.44	76,274.08	0.00	0.00	498,235.52	0.00	0.00	0.00	0.00	0.00	0.00	0.00	0.00	0.00	0.00	0.00	498,235.52	0.00	0.00	0.00	0.00	421,961.44	76,274.08	0.00	0.00	498,235.52		
Tax Remittance Advices Issued (TRA)	421,961.44	76,274.08	0.00	0.00	498,235.52	0.00	0.00	0.00	0.00	0.00	0.00	0.00	0.00	0.00	0.00	0.00	498,235.52	0.00	0.00	0.00	0.00	421,961.44	76,274.08	0.00	0.00	498,235.52		
Non-Cash Availment Authority (NCAA)	0.00	0.00	0.00	0.00	0.00	0.00	0.00	0.00	0.00	0.00	0.00	0.00	0.00	0.00	0.00	0.00	0.00	0.00	0.00	0.00	0.00	0.00	0.00	0.00	0.00	0.00	0.00	
Disbursements effected through outright deductions from claims (please specify...)	0.00	0.00	0.00	0.00	0.00	0.00	0.00	0.00	0.00	0.00	0.00	0.00	0.00	0.00	0.00	0.00	0.00	0.00	0.00	0.00	0.00	0.00	0.00	0.00	0.00	0.00	0.00	
Overpayment of expenses(e.g. personnel benefits)	0.00	0.00	0.00	0.00	0.00	0.00	0.00	0.00	0.00	0.00	0.00	0.00	0.00	0.00	0.00	0.00	0.00	0.00	0.00	0.00	0.00	0.00	0.00	0.00	0.00	0.00	0.00	
Restitution for loss of government property	0.00	0.00	0.00	0.00	0.00	0.00	0.00	0.00	0.00	0.00	0.00	0.00	0.00	0.00	0.00	0.00	0.00	0.00	0.00	0.00	0.00	0.00	0.00	0.00	0.00	0.00	0.00	
Liquidated damages and similar claims	0.00	0.00	0.00	0.00	0.00	0.00	0.00	0.00	0.00	0.00	0.00	0.00	0.00	0.00	0.00	0.00	0.00	0.00	0.00	0.00	0.00	0.00	0.00	0.00	0.00	0.00	0.00	
Others (TEF, BTr-Documentary Stamp Tax, etc.)	0.00	0.00	0.00	0.00	0.00	0.00	0.00	0.00	0.00	0.00	0.00	0.00	0.00	0.00	0.00	0.00	0.00	0.00	0.00	0.00	0.00	0.00	0.00	0.00	0.00	0.00	0.00	
TOTAL NON-CASH DISBURSEMENTS	421,961.44	76,274.08	0.00	0.00	498,235.52	0.00	0.00	0.00	0.00	0.00	0.00	0.00	0.00	0.00	0.00	0.00	498,235.52	0.00	0.00	0.00	0.00	421,961.44	76,274.08	0.00	0.00	498,235.52		
GRAND TOTAL	5,131,879.03	3,423,107.04	0.00	0.00	8,554,986.07	0.00	0.00	0.00	0.00	0.00	0.00	4,790.92	0.00	0.00	4,790.92	4,790.92	8,559,776.99	0.00	0.00	0.00	0.00	5,131,879.03	3,427,897.96	0.00	0.00	8,559,776.99		


SUMMARY

Particulars (1)	Previous Report (2)	This Month (3)	As at Date (4)
Total Disbursement Authorities Received	52,539,522.03	10,332,235.52	62,871,757.55
NCA	38,635,000.00	9,424,000.00	48,059,000.00
NTA	11,181,204.50	410,000.00	11,591,204.50
Working Fund	0.00	0.00	0.00
TRA	2,723,317.53	498,235.52	3,221,553.05
CDC	0.00	0.00	0.00
NCAA	0.00	0.00	0.00
Less: Notice of Transfer of Allocations (NTA)* issued	0.00	0.00	0.00
Total Disbursement Authorities Available	52,539,522.03	10,332,235.52	62,871,757.55
Less:	0.00	0.00	0.00
Lapsed NCA	467.86	0.00	467.86
Disbursements	52,060,795.09	8,559,776.99	60,620,572.08
Less: Other Non-Cash Disbursements	0.00	0.00	0.00
Disbursements effected through outright deductions from claims	0.00	0.00	0.00
Overpayment of expenses(e.g. personnel benefits)	0.00	0.00	0.00
Restitution for loss of government property	0.00	0.00	0.00
Liquidated damages and similar claims	0.00	0.00	0.00
Others (e.g. TEF, BTr, Docs Stamp, etc.)	0.00	0.00	0.00
Add/Less: Adjustments (e.g. cancelled/staled checks)	0.00	0.00	0.00
Balance of Disbursement Authorities as at date	478,259.08	1,772,458.53	2,250,717.61
Total Disbursements Program	40,925,000.00	9,851,000.00	50,776,000.00
Less: *Actual Disbursements	52,060,795.09	8,559,776.99	60,620,572.08
(Over)/Under spending	(11,135,795.09)	1,291,223.01	(9,844,572.08)

Notes: * The use of NTA is discouraged
Notes: ** Amounts should tally with the grand total disbursemt (column 27).

Certified Correct:

MARIANNE FELIZ O. LEGASPI
ACCOUNTANT III
Date: December 6, 2023 09:59 AM

Recommending Approval:

MARIA MELAGROS A. GOLIS
CHIEF ADMINISTRATIVE OFFICER
Date: December 6, 2023 10:21 AM

Approved By:

JULIE L. SABALZA
REGIONAL DIRECTOR
Date: December 6, 2023 11:27 AM